

Al's Game

Early Number

Grades K—2

Al's Game (Race for the Tin)

(A Mint Lover's Game for Math levels K-2)

Materials: Game Board, Mint Tin, Action Cards, Subitizing Cards, 3 Number Cubes, Game pieces (various mints from around the world are ideal!)

Set-Up: Shuffle Action Cards and place face down. Shuffle Subitizing Cards and place in separate pile face down. Each player selects a Place Marker (mint) and puts it on "50" on the game board.

Playing the Game: Each player in turn draws one Action Card. Move game piece the appropriate number of spaces according to the directions on the Action Card. If a "subitize me" action card is drawn, the player to the left draws a subitizing card and shows it for about half a second. If the player correctly identifies the quantity on the subitizing card they move ahead that number of spaces.

Winning the Game: The game ends when the first person reaches the mint tin beyond 99 on the game board.

GAME BOARD SET-UP

| | |
|---|--|
| <p data-bbox="418 1203 662 1234">Hundreds Chart</p> <div data-bbox="316 1323 760 1797" style="border: 1px solid black; width: 273px; height: 226px; margin: 0 auto;"></div> | <div data-bbox="943 1163 1333 1524" style="display: flex; flex-direction: column; align-items: center;"><div data-bbox="943 1163 1117 1320" style="border: 1px solid black; width: 107px; height: 75px; margin-bottom: 10px;"></div><div data-bbox="1159 1163 1333 1320" style="border: 1px solid black; width: 107px; height: 75px; margin-bottom: 10px;"></div><div data-bbox="943 1367 1117 1524" style="border: 1px solid black; width: 107px; height: 75px; margin-bottom: 10px;"></div><div data-bbox="1159 1367 1333 1524" style="border: 1px solid black; width: 107px; height: 75px;"></div></div> <p data-bbox="984 1581 1279 1625" style="text-align: center;">AL'S GAME</p> <div data-bbox="992 1677 1276 1841" style="border: 1px solid black; width: 175px; height: 78px; margin: 0 auto;"></div> |
|---|--|

Hundreds Chart

0-99

| | | | | | | | | | |
|----|----|----|----|----|----|----|----|----|----|
| 0 | 1 | 2 | 3 | 4 | 5 | 6 | 7 | 8 | 9 |
| 10 | 11 | 12 | 13 | 14 | 15 | 16 | 17 | 18 | 19 |
| 20 | 21 | 22 | 23 | 24 | 25 | 26 | 27 | 28 | 29 |
| 30 | 31 | 32 | 33 | 34 | 35 | 36 | 37 | 38 | 39 |
| 40 | 41 | 42 | 43 | 44 | 45 | 46 | 47 | 48 | 49 |
| 50 | 51 | 52 | 53 | 54 | 55 | 56 | 57 | 58 | 59 |
| 60 | 61 | 62 | 63 | 64 | 65 | 66 | 67 | 68 | 69 |
| 70 | 71 | 72 | 73 | 74 | 75 | 76 | 77 | 78 | 79 |
| 80 | 81 | 82 | 83 | 84 | 85 | 86 | 87 | 88 | 89 |
| 90 | 91 | 92 | 93 | 94 | 95 | 96 | 97 | 98 | 99 |

Action
Cards

Subitizing
Cards

Discard


Discard

AL's Game

A Mint Lover's Game for 2-4 Players

Winner's
Rectangle

Place Mint Tin Here!

| | | |
|---|---|--|
| <p style="text-align: center;">2 before</p> | <p style="text-align: center;">10 less</p> | <p style="text-align: center;">number before</p> |
| <p style="text-align: center;">2 more</p> | <p style="text-align: center;">3 less</p> | <p style="text-align: center;">10 more</p> |
| <p style="text-align: center;">add 2</p> | <p style="text-align: center;">add</p>  | <p style="text-align: center;">3 tens after</p> |
| <p style="text-align: center;">1 before</p> | <p>Al's Game (A mint lovers game for 2-4 players) Materials: Game Board, Action Cards, Subitizing Cards, Dice, Space Markers (different mints from around the world) Rules: Shuffle Action Cards and place face down. Shuffle Subitizing Cards and place in separate pile face down. Each player selects a Place Marker (mint) and puts it on "50" on the game board. Each player in turn draws one action card and follows the direction on the card. If a "subitize me" action card is drawn, the player to the left draws a subitizing card and shows it for about half a second. If the player correctly identifies the quantity on the subitizing card they move ahead that number of spaces. The game ends when the first person reaches the mint tin beyond 99 on the game board.</p> | |

**add
nine**

**add
eight**


**subtract
eleven**

**20
more**

**13
less**

**10
more**

**add
12**


add



**number
after**

**15
before**

**switch places
with another
player**













**add
twenty**

| | | |
|-------------------------------|--|---|
| <p>Subitize me</p> | <p>roll 1 number cube</p> | <p>roll 2 number cubes</p> |
| <p>Subitize me</p> | <p>roll 3 number cubes</p> | <p>add your age</p> |
| <p>Subitize me</p> | <p>subtract </p> | <p>5 after</p> |
| <p>Subitize me</p> | <p>9 before</p> | <p>subtract your age</p> |

| | | |
|------------------------|---|------------------------------------|
| <p>Subitize me</p> | <p>roll 1 number cube</p> | <p>roll 2 number cubes</p> |
| <p>Subitize me</p> | <p>roll 3 number cubes</p> | <p>2 tens before</p> |
| <p>Subitize me</p> | <p>subtract </p> | <p>plus (+) 7</p> |
| <p>Subitize me</p> | <p>number before</p> | <p>minus (-) 5</p> |

Al's Game













“Subitizing Cards”

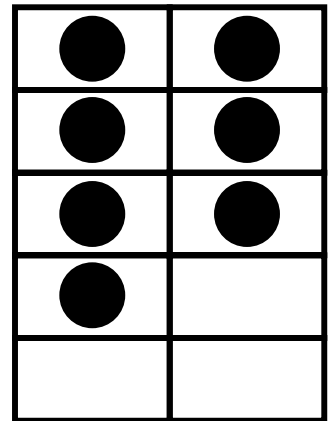



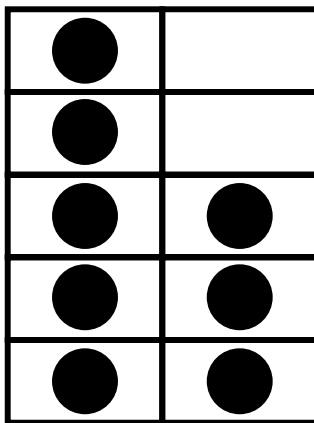

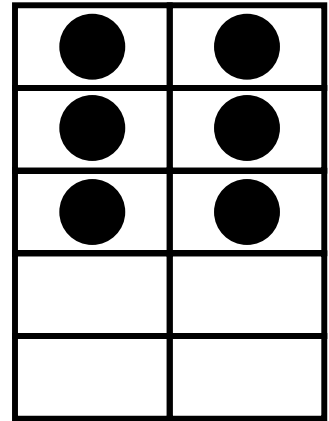
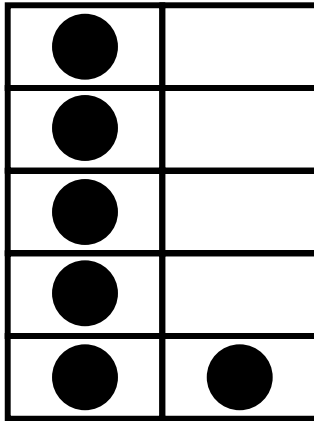
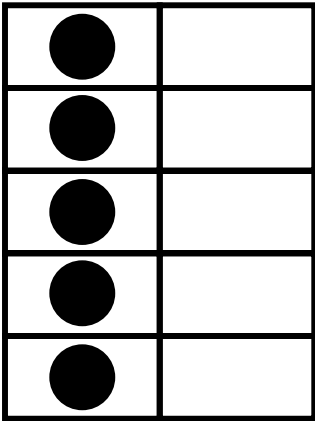
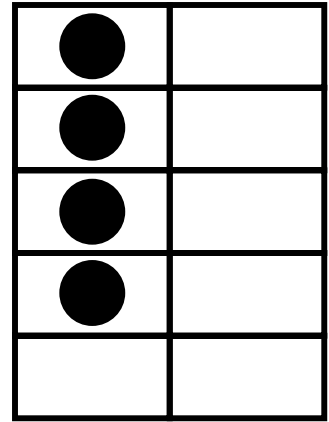
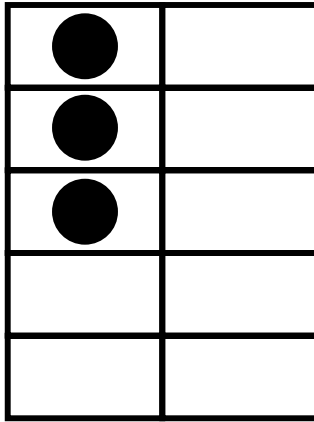
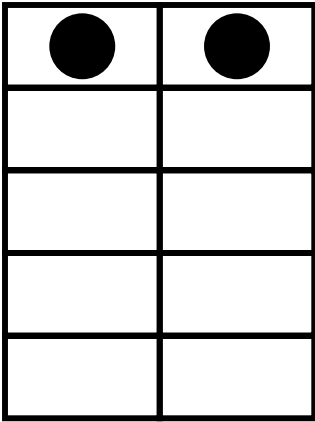
| | | |
|---|---|---|
|  |  |  |
|  |  |  |
|  |  |  |
|  |  |  |

Al's Game

“Subitizing Cards”

2 of 3

| | | |
|---|---|---|
|  |  |  |
|  |  |  |
|  |  |  |
|  |  |  |



AI's Game

Template

| | | |
|--|--|--|
| | | |
| | | |
| | | |
| | | |